

How to save Seed




FIRSTLY, DONT BOTHER WITH HYBRIDS THEY DONT BREED TRUE.


BUT MAY BE INTERESTING AS A TRIAL!



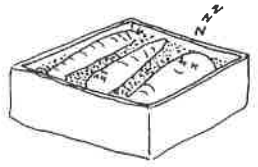
SELECT THE BEST SPECIMENS TO SAVE SEED.
eg TASTIEST, LARGEST
LASTEST BOLTER



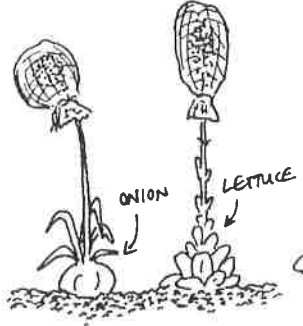
ONLY LEAVE IN GROUND IF THE WINTER ISN'T TOO WET + COLD. OTHERWISE PULL + STORE. HANG ONIONS IN A DRY PLACE, STORE PARSNIPS AND CARROTS IN DAMP SAND TO PREVENT ROTTING. REPLANT THE NEXT SPRING.



ANNUALS PRODUCE SEED IN THE SAME GROWING SEASON, BUT BIENNIALS PRODUCE SEED THE NEXT SEASON. eg CARROTS, ONIONS, PARSNIPS.




ONLY GROW ONE VARIETY OF EACH VEGETABLE IF YOU ARE SAVING THE SEED. SOME VARIETIES INTERBREED, SO PROTECTING THE FLOWERS WITH MUSLIN etc WILL ENSURE THE PLANTS BREED TRUE. PUT MUSLIN ON BEFORE THE FIRST FLOWERS OPEN.



DOES YOUR NEIGHBOUR GROW SOMETHING THAT MAY CROSS?
eg PUMPKIN VARIETIES CROSS EASILY.


HARVEST SEED WHEN MATURE. THE PODS WILL BE DRY, THE FRUIT MATURE OR SEED HEAD DRY



SEED ON SEED HEADS MAY NEED THRESHING OUT, THEN CLEANED OF DEBRIS.



FLESHY MATERIAL MAY NEED TO BE WASHED OFF eg TOMATOES. CUCUMBER. PUT ON PAPER & LEAVE TO DRY.



REMOVE INSECTS, DAMAGED OR ROTTEN SEED




AIR DRY PUMPKIN, BEANS etc.

STORE IN TIN, GLASS, OR PAPER BAG IN A DRY PLACE. TEMPERATURE BELOW 15°C. LABEL.



STORE IN A PLACE WHERE YOU CAN FIND THEM NEXT SEASON!



GRAPHICS: DAN